

ESTIMATION GUIDE


The Perfect Balance of Beauty and Strength

HERE IS WHAT YOU WILL NEED TO DO:

1. Measure and write down your deck measurements.
2. Draw/sketch your deck on the included grid paper worksheet
3. Go to WestCoastRailing.com to enter your information and submit your estimate request.

YOU WILL ALSO NEED TO KNOW:


• Your railing of choice:



Baluster Railing



Continuous Baluster Railing



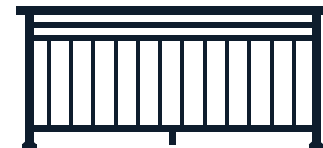
Baluster Railing with Drink Rail




Mid-Rail Baluster Railing




Baluster Open Mid-Rail
Custom ordered product. Not available in all areas.



Baluster Double Open Mid-Rail
Custom ordered product. Not available in all areas.



Horizontal Cable Railing - Full Frame
(Special Order)



Horizontal Cable Railing - Top Rail
(Special Order)



Vertical Cable Railing



Glass Railing

• Your color of choice:

TEXTURED COLOR OPTIONS



BLACK




WHITE



BRONZE



PIANO RAIL®



TUXEDO RAIL®

WOOD GRAIN TOP RAILS

(VICTORIAN ONLY)



MAHOGANY



OAK

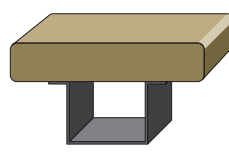
• Your top rail of choice:



VICTORIAN



ALTA



DRINK RAIL
(Brackets Only)

• ADA Handrails:

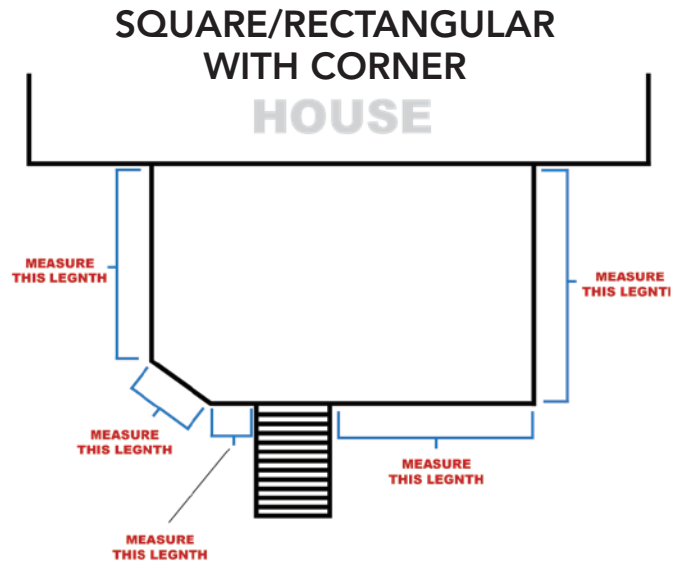
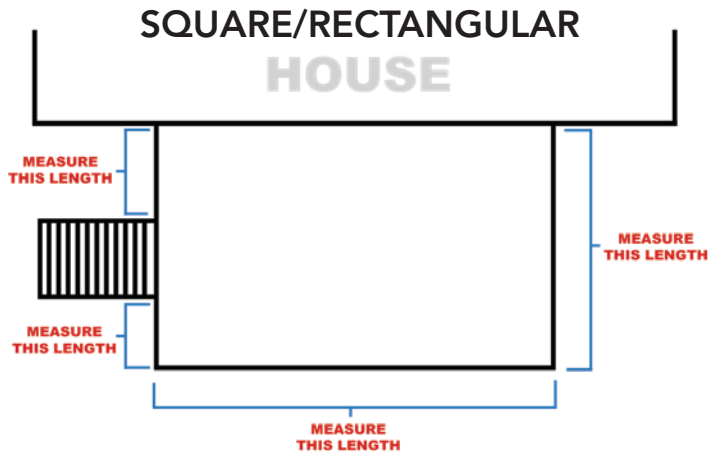


• Requestor Contact Information

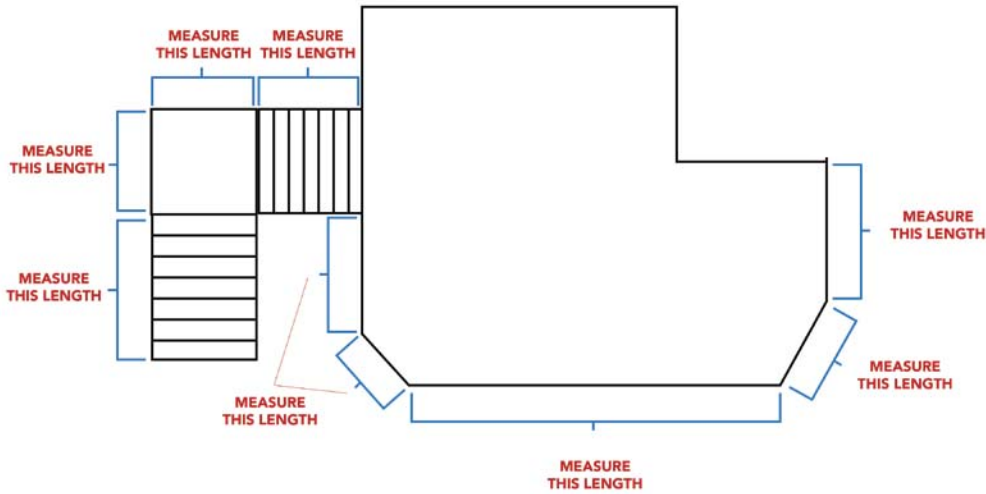
• Type of deck surface the railing is attaching to

COMMON DECK CONFIGURATIONS

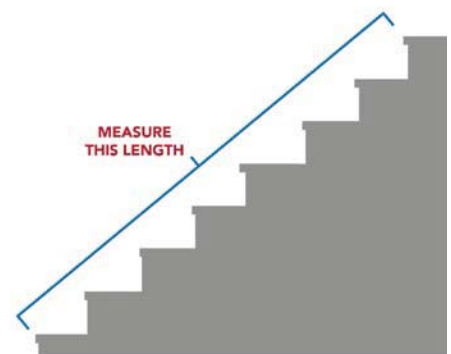
Whether your deck's configuration has a standardized layout or is totally custom – we can estimate it. Here are a few examples of proper measurements.



MORE COMPLEX LAYOUTS HOUSE



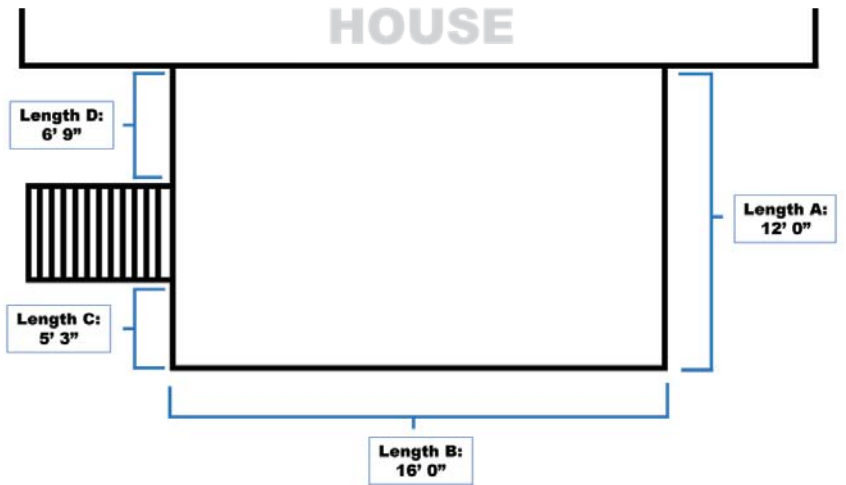
MEASURING STAIRS



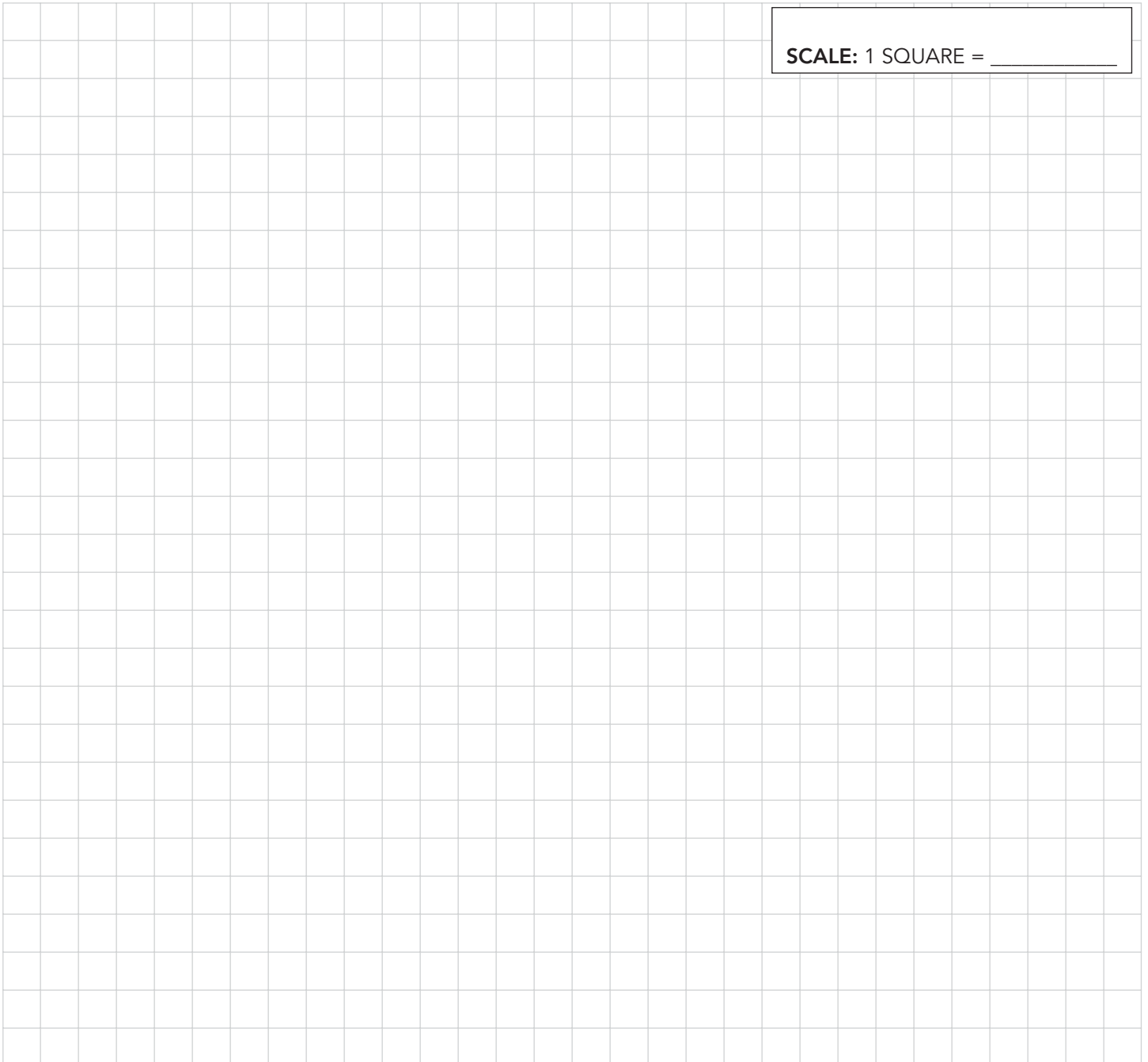
DRAW

Draw your deck on graph paper and make note of all measurements. Label all sides of the deck and stairs – A,B,C – and assign measurements to A,B,C, etc. (see example). More professional drawings are also welcome but please designate all measurements.

EXAMPLE OF HOW TO NOTATE YOUR MEASUREMENTS



SCALE: 1 SQUARE = _____



SNAP AND SUBMIT

Now that you have gathered all of your deck information and created your sketch, it's time to send us your request.

First, be sure you have a copy of your sketch to submit to us! You can scan it or simply just take a picture of your drawing with your mobile device.

IMPORTANT: Please be sure your photo/document file is either in .pdf, .jpg or .png format only. Estimates will not be accepted with other file types submitted.

Once your information is gathered, submit your request by visiting:

WestCoastRailing.com

CONTACT NAME _____

PHONE _____

EMAIL _____

JOB ADDRESS _____

TYPE OF RAILING _____

COLOR _____

TOP RAIL PROFILE _____

West Coast Railing

7960 Silverton Ave, Ste 121

San Diego, CA 92126

858-754-9497

info@westcoastrailing.com

NOTES: _____



WestCoastRailing.com
858-754-9497

Disclaimer: Please be advised that West Coast Railing make no representations or warranties regarding the service, installation or business ethics of any installer or remodeler located on or obtained through the use of West Coast Railing website. The installers/remodelers are not employees or agents of West Coast Railing, and it is ultimately up to the homeowner to make an individual assessment regarding the use of any installer/remodeler. Your rights are governed by the terms of the contract you enter into with the installer/remodeler you select. West Coast Railing makes no guarantees, representations or warranties, and disclaims any damages, regarding the outcome and quality of the job that they may perform if you elect to retain their services.